CORK UNIVERSITY

Button Cheat Sheet for Nisus

LOCK/UNLOCK FEATURE:

1. Press the **Up** and **Down** arrow simultaneously, this will lock and unlock the device.
2. The lock icon will appear closed when the device is locked.
3. The lock icon will appear open when the device is unlocked.

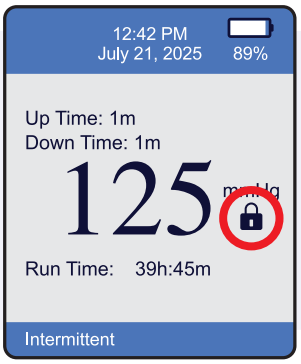

SLEEP MODE ACTIVATION:

1. Press the **Left** and **Right** arrow simultaneously, to activate and to deactivate.
2. When sleep mode is activated, an S will appear in the bottom right side of the footer.
3. When sleep mode is deactivated, a S will not appear in the bottom right side of the footer.

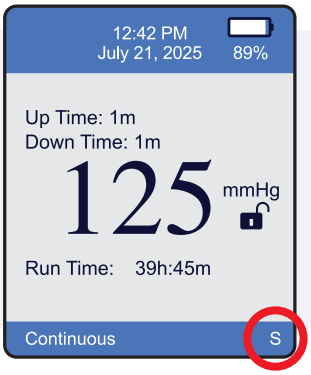

RUN TIME LOCK OUT:

1. Press the **Left** and **Down** arrow simultaneously, to activate and to deactivate.
2. When run time lock out is activated, the run time font will be in blue.
3. When run time lock out is deactivated, the run time font will be black.

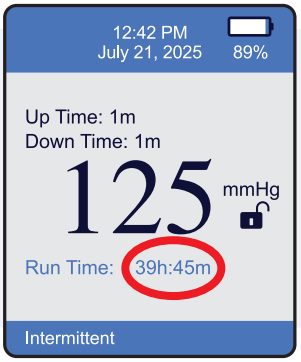

ACCESSING THE FACTORY ADMINISTRATION:

1. Press **Menu** button, then arrow down to Setting icon, once Setting icon is highlighted, press the **Menu/Select** button, scroll down to Factory Admin, press the **Menu/Select** button, and then enter the passcode and press the **Yes** button.
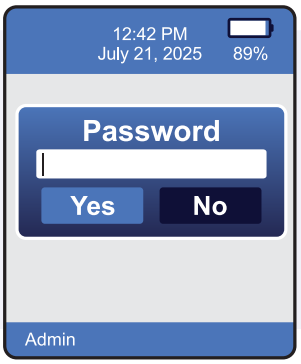
   The password for the factory admin: **Up** Arrow, **Down** Arrow, **Left** Arrow, **Right** Arrow, **Up** Arrow, **Down** Arrow, then press the **Menu/Select** button.